



BOARD OF DIRECTORS

METROPOLITAN ATLANTA RAPID TRANSIT AUTHORITY

BUSINESS MANAGEMENT COMMITTEE

THURSDAY, MARCH 27, 2025

ATLANTA, GEORGIA

MEETING MINUTES

1. CALL TO ORDER AND ROLL CALL

Committee Chair Al Pond called the meeting to order at 9:30 A.M.

Board Members

Present:

Al Pond
Roderick Frierson
James Durrett
Thomas Worthy
Jennifer Ide
Jacob Tzegaegbe
Elizabeth Bolton-Harris
Shayna Pollock

Board Members

Absent:

Freda Hardage
Kathryn Powers
Russell McMurry
Rita Scott
Valencia Williamson
Jannine Miller
Sagirah Jones

Staff Members Present:

Collie Greenwood
Steven Parker
Rhonda Allen
Ralph McKinney
Jonathan Hunt
Carrie Rocha
Michael Kreher
George Wright
Kevin Hurley

Also in Attendance:

Justice Leah Ward Sears, Phyllis Bryant, Eddie Eades, Jr., Kenya Hammond, Jacqueline Holland, Tyrene Huff, Jonathan Hunt, Tyson Morris, Paula Nash, Janki Patel and Jonathan Weaver

2. APPROVAL OF THE MINUTES

Minutes from February 27, 2025, Business Management Committee Meeting.

Approval of minutes from February 27, 2025, Business Management Committee Meeting. On a motion by Board Member Durrett, seconded by Board Member Frierson, the motion passed by a vote of 5 to 0 with 5 members present.

3. RESOLUTIONS

Resolution Authorization a Modification in Contractual Authorization for the Trapeze Master Agreement, RFP P34149

Approval of the Resolution Authorization a Modification in Contractual Authorization for the Trapeze Master Agreement, RFP P34149. On a motion by Board Member Ide, seconded by Board Member Durrett, the resolution passed by a vote of 6 to 0 with 6 members present.

Resolution Authorizing a Modification in Contractual Authorization for Diverse Fiber Routing for Network Infrastructure, RFP P40186

Approval of the Resolution Authorizing a Modification in Contractual Authorization for Diverse Fiber Routing for Network Infrastructure, RFP P40186. On a motion by Board Member Worthy, seconded by Board Member Durrett, the resolution passed by a vote of 8 to 0 with 8 members present.

Resolution Authorizing a Modification in Contractual Authorization for General Counsel and Other Legal Services, RFP P46721

Approval of the Resolution Authorizing a Modification in Contractual Authorization for General Counsel and Other Legal Services, RFP P46721. On a motion by Board Member Ide, seconded by Board Member Worthy, the resolution passed by a vote of 8 to 0 with 8 members present.

4. OTHER MATTERS

FY25 February Consolidated Financial Highlights and Financial Key Performance Indicators (Informational Only)

5. ADJOURNMENT

The Committee Meeting adjourned at 9:50 A.M.

Respectfully submitted,



Tyrene L. Huff
Assistant Secretary to the Board

YouTube link: <https://www.youtube.com/live/I5NQ2BEI7hM?si=9qTZIXia56XBDwu2>



EAM Optimization: Safeguarding MARTA's Massive Investment

Business Management Committee
March 27, 2025
Jonathan Weaver
Manager of Operations Technology

MARTA's Future Rail Investment

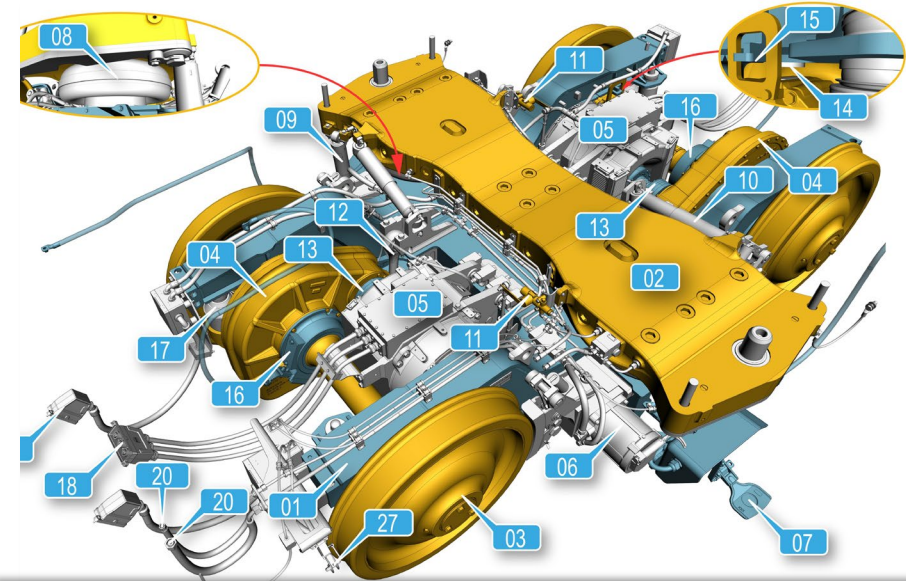
- MARTA is investing in new CQ400 rail cars.
- These rail cars represent a significant upgrade.
- Effective management and tracking is crucial.
- We utilize Enterprise Asset Management software (EAM) for all maintenance activities.
- EAM requires upgrades that correspond to the fleet upgrade.



What is Trapeze EAM?

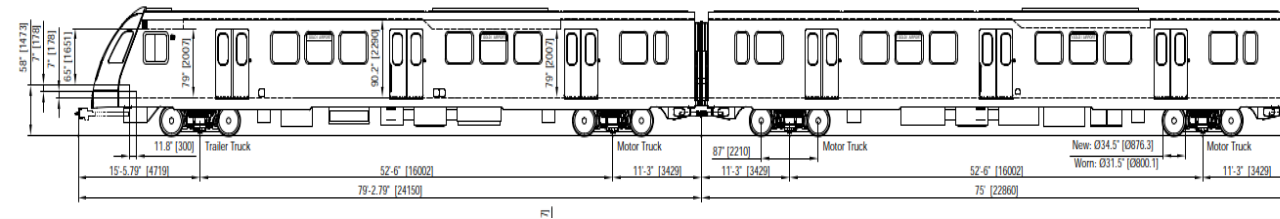
- Trapeze Contract
 - Enterprise Asset Management software (EAM)
 - Fixed Route Scheduling (Bus/Rail)
 - Paratransit (Mobility on Demand)
 - CAD/AVL (Vontas)
 - Fixed Route Traveler Experience
- EAM
 - Work Order Management
 - Resource Planning
 - Timekeeping (Mech Ops)
 - Fleet Performance Reporting (SGR,APM)
 - Fuel/Fluid management
 - Asset Life Cycle Cost
 - And more





B car
56 seats / 1 wheelchair

C car
60 seats / 1 wheelchair / 1 bicycle



End Item – top item, e.g., rail car, bus, etc.

Consist – an arrangement of end items (Rail only)

Assembly – an item with child items

Subassembly – an assembly that has (or is expected to have) a parent

Component – usually an irreducible item (but might be an assembly)

Item – any item / assembly / component

Existing assets/New Assets/Mix

The Challenge of Managing Complex Assets

- Rail car maintenance is complex, requiring specialized knowledge and tools and software.
- MARTA needs to integrate data from multiple data sources for effective asset management.
- MARTA's EAM software requires updates that maximize utilization of data and information.

EAM Optimization

- Predictive Maintenance
- Migrating to the Cloud
- Material Optimization (IPC)
- Module Configuration (ACM)
- Parent-child Hierarchy
- Training Staff
- Accurate Reliability Reporting (RCM)



Request

Resolution Authorizing a Modification in the Trapeze Master Agreement for the EAM Optimization.

Financial Considerations

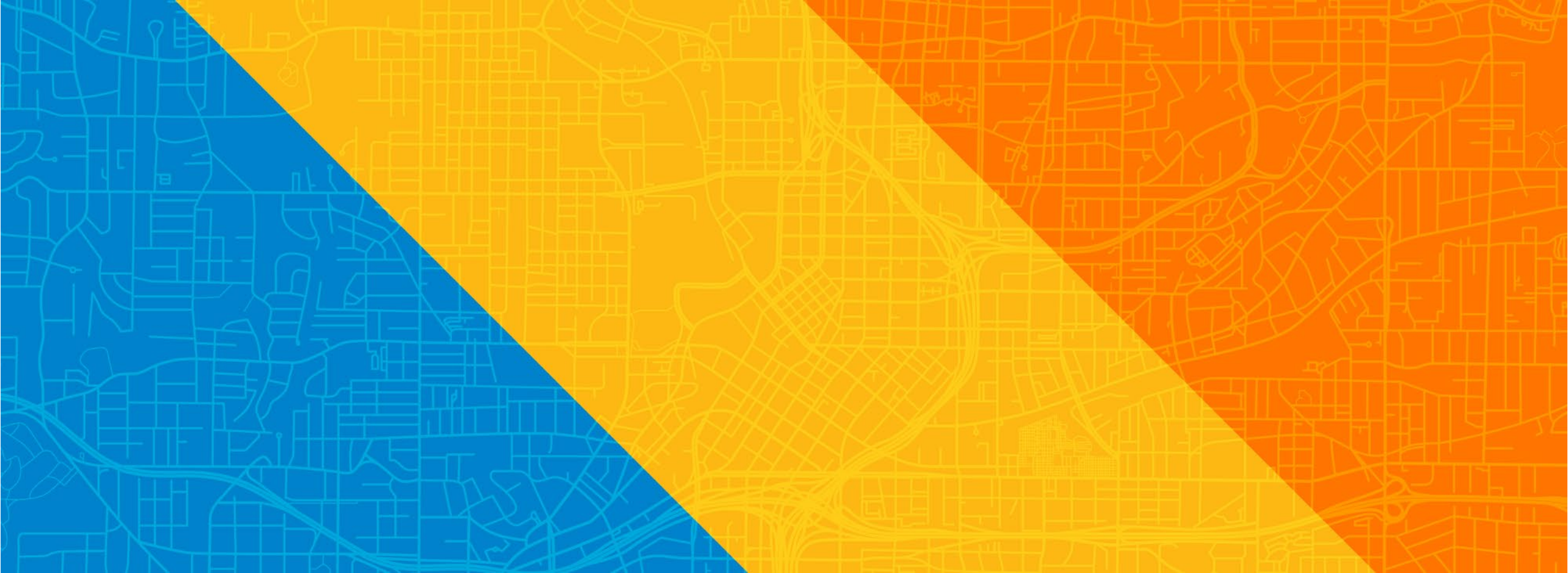
Upon approval the task order will be funded with (100%) Capital funds from the approved fiscal year budget.

Current Contract Value	\$42,048,643
Additional Funds Requested	\$2,904,267
Total Contract Value	\$44,952,910

DBE Considerations:

The Office of Diversity and Inclusion did not assign a DBE goal for this single source procurement.





Thank You



**RESOLUTION AUTHORIZING THE MODIFICATION IN CONTRACTUAL
AUTHORIZATION FOR THE TRAPEZE MASTER AGREEMENT, RFP P34149**

WHEREAS, on December 1, 2014, the General Manager entered into a Contract with Trapeze Software Group Inc. to pro-rate and consolidate the numerous existing Trapeze Software Group Inc. Hardware/Software Maintenance Agreements, Support/Professional Services and the payment of performed/prorated work, to Trapeze Software Group, Inc.; and

WHEREAS, On July 11, 2018; MARTA's Board of Directors authorized a modification to add additional funds in the amount of \$6,318,951.00; and

WHEREAS, on May 28, 2020, MARTA's Board of Directors authorized a modification to add additional funds in the amount of \$583,095.00; and

WHEREAS; on January 25, 2024, the General Manager/CEO's contingency of \$759,769.59 was requested and utilized; and

WHEREAS; on March 14, 2024, MARTA's Board of Directors authorized a modification to add additional funds in the amount of \$1,500,000.00; and

WHEREAS; on November 14, 2024, MARTA's Board of Directors authorized a modification to add additional funds in the amount of \$14,463,221.00 and extend the contract term for an additional four (4) years; and

WHEREAS; MARTA staff has determined that it is in the best interest of the Authority to increase the contract value in the amount of \$2,904,267.00; and

WHEREAS, the Department of Internal Audit was requested to perform a price/cost analysis to determine fair and reasonable pricing; and

RESOLVED THEREFORE, by the Board of Directors of the Metropolitan Atlanta Rapid Transit Authority that the General Manager/CEO or his delegate be, and hereby is, authorized to increase the authorization for Contract No. P34149 Trapeze Master Agreement from \$42,048,643.60 to \$44,952,910.60.

Approved as to Legal Form:

DocuSigned by:

AA2A4DF3C56F44C...

**Chief Counsel, Metropolitan Atlanta
Rapid Transit Authority**



Resolution Authorizing a Modification in Contractual Authorization for the Diverse Fiber Routing Network Infrastructure - P40186

Business Management Committee

March 27, 2025

Tyson Morris, AGM Technology / CIO

Department of Technology

Background

Goal = Reliability

A diverse fiber network architecture is designed for multiple, physically separate paths or connections to a location.

Benefits of a diverse fiber network:

- **Reliability**
- **Business continuity**
- **Minimized downtime**
- **Improved performance**
- **Enhanced security**



Procurement and Financial Considerations

Additional Context

- Ratification, remediation steps, and audit findings

Procurement Consideration

The original five-year base contract was awarded on August 09, 2018 and valued at \$4,339,000. This ratification and contract modification increases the contract value by \$5,554,642.

- Current Contract Value: \$4,339,000
- Ratification : \$587,794
- Modification additional funds request: \$4,966,848
- Total Contract Amount: \$ 9,893,642

Financial Consideration

This 5-year contract extension is funded with local operating funds. Funds for the subsequent fiscal years will be included in the subsequent annual budgets.

Board Request

The Department of Technology requests the Business Management Committee recommend approval of the **Resolution Authorizing a Modification in Contractual Authorization for the Diverse Fiber Routing Network Infrastructure - P40186**



Thank You



**RESOLUTION AUTHORIZING THE MODIFICATION IN CONTRACTUAL
AUTHORIZATION FOR DIVERSE FIBER ROUTING FOR NETWORK
INFRASTRUCTURE NUMBER P40186**

WHEREAS, on December 7, 2018, the General Manager entered into a Contract with AT&T Corporation for Diverse Fiber Routing for Network Infrastructure, Request for Proposals P0186; and

WHEREAS, MARTA staff has determined that it is in the best interest of the Authority to increase the contract value to provide for known changes and additions to the contract; and

WHEREAS, all contractual changes and additions for this modification will follow the Authority's procurement policies and guidelines; and

WHEREAS, the Department of Internal Audit performed a cost/price analysis and determined that the amount of \$5,469,524.90 was supported with sufficient documentation and considered fair and reasonable. The remaining amount of \$85,119.10 in surcharges was unsubstantiated. Based on previous billings the Department of Technology estimates future surcharges in the amount of \$85,119.10; and

RESOLVED THEREFORE, by the Board of Directors of the Metropolitan Atlanta Rapid Transit Authority that the General Manager/CEO or his delegate be, and hereby is, authorized to increase the authorization for Contract No. P40186 Diverse Fiber Routing for Network Infrastructure from \$4,339,000.00 to \$9,893,642.00.

Approved as to Legal Form:

DocuSigned by:

AA2A4DF3C56F44C...

**Chief Counsel, Metropolitan Atlanta
Rapid Transit Authority**



Resolution Authorizing a Modification in Contractual Obligation for General Counsel and Other Legal Services Contract P46721

Business Management Committee

March 27, 2025

Janki Patel, Director of Corporate Law

Background

- In 2020, the Authority competitively solicited for RFP P46721 General Counsel and Other Legal Services.
- At the end of 2020, the Board approved a \$21,000,000 budget for this contract with several law firms.
- Thirty (30) law firms are currently engaged to represent MARTA under this contract.

Procurement/Audit/DBE Considerations

Procurement Consideration

The original contracts were awarded on February 1, 2021, for a five-year base term. This modification will extend the term three (3) additional years and increase the total contract value to \$37,500,000.

Current Contract Value:	\$21,000,000.00
Additional Funds Requested:	\$16,500,000.00
Total Contract Amount:	\$37,500,000.00

The increase in budgetary request is primarily due to:

- increasing lawsuit volume;
- increasing jury awards; and
- increasing need for outside counsel support for MARTA expansion projects.

Audit Consideration

An audit is not required from the Department of Internal Audit as the firms have all agreed to hold their existing rates.

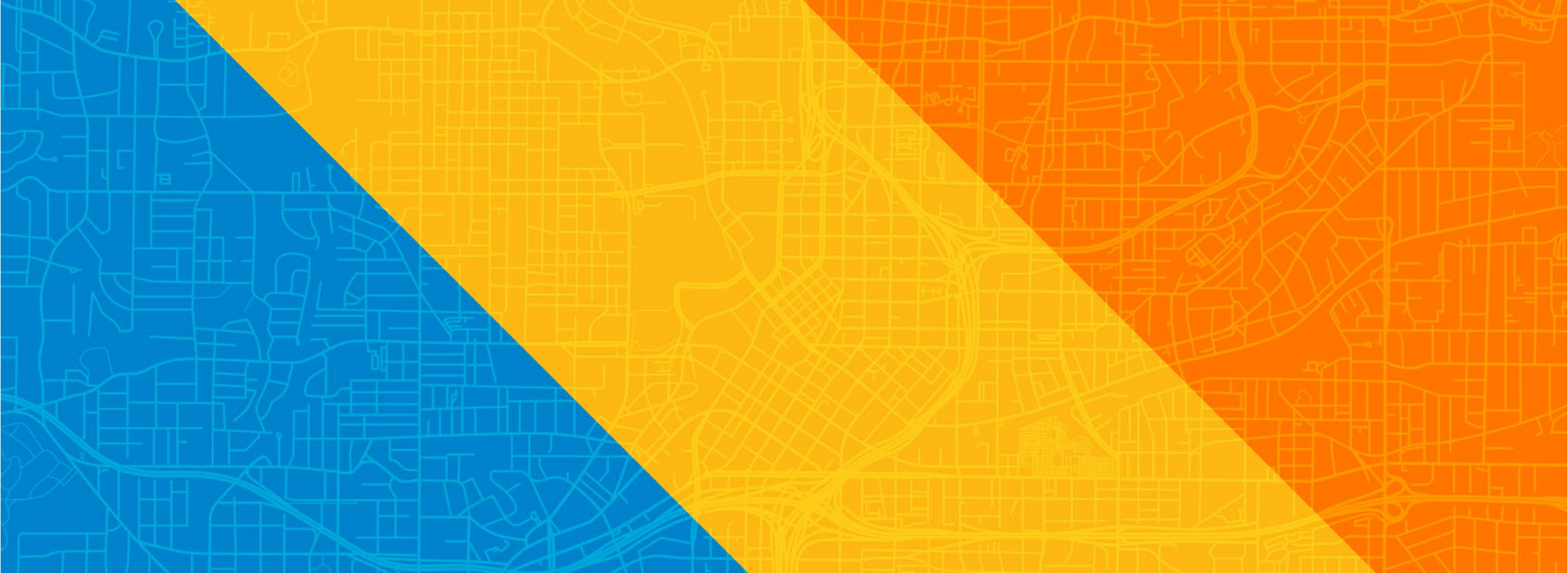
DBE Consideration

There is no additional DBE goal since this is a request to increase funding.



Board Request

The Department of Legal Services requests the Business Management Committee recommend approval of the **Resolution Authorizing a Modification in Contractual Authorization for the General Counsel and Other Legal Services Contract P46721.**



Thank You



**RESOLUTION AUTHORIZING THE MODIFICATION IN CONTRACTUAL
AUTHORIZATION FOR GENERAL COUNSEL AND OTHER LEGAL SERVICES
NUMBER P46721**

WHEREAS, on February 1, 2021, the General Manager entered into a contracts with multiple law firms to provide for, among other things, legal services that were secured pursuant to RFP P46721 title General Counsel and Other Legal Services, Request for Proposals; and

WHEREAS, law firms were added to the contract for General Counsel and Other Legal Services over the period of the contract term; and

WHEREAS, MARTA staff has determined that it is in the best interest of the Authority to increase the authorized aggregate value of the contracts and extend the term of the contracts for three (3) years to provide for known changes and additions to the contract; and

WHEREAS, all contractual changes and additions for this modification will follow the Authority's procurement policies and guidelines.

THEREFORE BE IT RESOLVED, by the Board of Directors of the Metropolitan Atlanta Rapid Transit Authority that the General Manager/CEO or his delegate be, and hereby is, authorized to extend the term of the contracts for three (3) years, add or remove contractors from the Contract and the authorized aggregate value of the contracts under contract number P46721-General Counsel and Other Legal Services is increased from \$21,000,000.00 to \$37,500,000.00.

Approved as to Legal Form:

DocuSigned by:

AA2A4DF3C56F44C...

**Interim Chief Legal Counsel
Metropolitan Atlanta Rapid Transit Authority**

Financial Highlights

February 28, 2025

marta 





FY25 Operating Budget Highlights

February 28, 2025

Year-To-Date Operations Summary Performance

February 28, 2025 (\$ in Millions)

	Actual	Budget	Variance	
	\$	\$	\$	%
Prior Year Carry Forward	19.1	19.1	0.0	0.0%
Net Revenues	439.1	414.1	25.0	6.0%
Net Expenses	489.7	433.1	(56.6)	-13.1%
Net Deficit	(31.5)	0.1	(31.6)	

COMMENTS

- YTD Net Revenues are favorable to budget by **\$25.0M**
- YTD Net Expenses are unfavorable to budget by **(\$56.6M)**
- YTD Net Deficit is **(\$31.5M)** compared to a **\$0.1M** budget surplus for the year

Year-To-Date Operations Detailed Performance

February 28, 2025 (\$ in Millions)

	Actual	Budget	Variance	
	\$	\$	\$	%
Sources				
Prior Year Carry Forward	19.1	19.1	0.0	0%
REVENUES				
Sales Tax	269.7	261.8	7.9	3.0%
Title Ad Valorem Tax	49.4	22.3	27.1	121.5%
Federal Assistance	53.3	53.3	0.0	0.0%
Passenger Revenue	48.0	53.8	(5.8)	-10.8%
Lease Income	6.3	6.3	0.0	0.0%
Station Parking	0.5	0.4	0.1	25.0%
Other Revenues	11.9	16.2	(4.3)	-26.5%
Net Operating Sources	458.2	433.2	25.0	5.8%
EXPENSES				
Salaries and Wages	195.2	208.8	13.6	6.5%
Overtime	33.3	25.6	(7.7)	-30.1%
Total Benefits	102.0	96.5	(5.5)	-5.7%
Contractual Services	72.2	77.3	5.1	6.6%
Total Materials and Supplies	41.4	44.3	2.9	6.5%
Other Non-Labor	71.7	33.8	(37.9)	-112.1%
Gross Operating Expenses	515.8	486.3	(29.5)	-6.1%
Less: Capital Charges	26.1	53.2	(27.1)	-50.9%
Net Operating Expenses	489.7	433.1	(56.6)	-13.1%

REVENUE COMMENTS – YTD revenues are \$25.0M favorable

- Sales Tax revenue is favorable to budget by **\$7.9M** due to a favorable local economy and the impact of inflation on prices
- Title Ad Valorem Tax is favorable to budget by **\$27.1M** due to Clayton County tax payment from Jan-17 to Dec-24
- Passenger Revenue is unfavorable to budget by **(\$5.8M)** due to a combination of fare evasion and mechanical failures at fare gate equipment
- Other Revenue is unfavorable to budget by **(\$4.3M)** due to a decrease in advertising revenue and lower than forecasted interest on reserves

EXPENSE COMMENTS – YTD expenses are (\$56.6M) unfavorable

- Salaries and Wages are favorable to budget by **\$13.6M** primarily due to ongoing position vacancies
- Overtime is **(\$7.7M)** unfavorable to budget due to a combination of vacancies, absenteeism, and special events
- Total Benefits are unfavorable to budget by **(\$5.5M)** primarily due to Pension adjustments, larger healthcare claims and workers compensation payments
- Contractual Services are favorable to budget by **\$5.1M** largely due reduced use of External Support Services, Temporary Services, Operating Equipment Services and Professional Services contracts
- Total Materials and Supplies are favorable to budget by **\$2.9M** largely due to favorable CNG & Diesel prices, reduced auxiliary replacement parts, service vehicle materials and supplies and fare collection equipment costs
- Other Non-Labor expenses are unfavorable to budget by **(\$37.9M)** largely due to Casualty and Liabilities expenses
- Capital Charges are unfavorable to budget by **(\$27.1M)** due to lower than forecasted direct and indirect expenses for capital projects

Current Month Operations Summary Performance

February 28, 2025 (\$ in Millions)

	Actual	Budget	Variance	
	\$	\$	\$	%
Prior Year Carry Forward	0.0	0.0	0.0	0%
Net Revenues	48.8	50.5	(1.7)	-3.4%
Net Expenses	57.5	50.5	(7.0)	-13.9%
Net Deficit	(8.7)	0.0	(8.7)	

COMMENTS

- Revenues are unfavorable to budget by **(\$1.7M)** for the month of February
- Expenses are unfavorable to budget by **(\$7.0M)** for the month of February
- Net Deficit is **(\$8.7M)** compared to a balanced budget for the month of February

Current month Operating Detailed Revenues and Expenses

February 28, 2025 (\$ in Millions)

	Actual	Budget	Variance	
	\$	\$	\$	%
Sources				
Prior Year Carry Forward	0.0	0.0	0.0	0%
REVENUES				
Sales Tax	32.1	31.8	0.3	0.9%
Title Ad Valorem Tax	3.1	3.0	0.1	3.3%
Federal Assistance	6.7	6.7	0.0	0.0%
Passenger Revenue	5.5	6.3	(0.8)	-12.7%
Lease Income	0.8	0.8	0.0	0.0%
Station Parking	0.1	0.0	0.1	-1.0%
Other Revenues	0.5	1.9	(1.4)	-73.7%
Net Operating Revenues	48.8	50.5	(1.7)	-3.4%
EXPENSES				
Salaries and Wages	22.7	23.2	0.5	2.2%
Overtime	3.8	3.1	(0.6)	-19.4%
Total Benefits	13.4	10.8	(2.6)	-24.1%
Contractual Services	10.3	9.7	(0.6)	-6.2%
Total Materials and Supplies	6.3	5.5	(0.8)	-14.5%
Other Non-Labor	4.0	4.2	0.2	4.8%
Gross Operating Expenses	60.5	56.5	(4.0)	-7.1%
Less: Capital Charges	3.0	6.0	(3.0)	-49.7%
Net Operating Expenses	57.5	50.5	(7.0)	-13.9%

REVENUE COMMENTS – Monthly sources are **(\$1.7M)** unfavorable

- Passenger Revenue is unfavorable to budget by **(\$0.8M)**
- Other Revenues is unfavorable to budget by **(\$1.4M)** primarily due to lower than forecasted interest on reserves and advertising income

EXPENSE COMMENTS – Monthly expenses are **(\$7.0M)** unfavorable

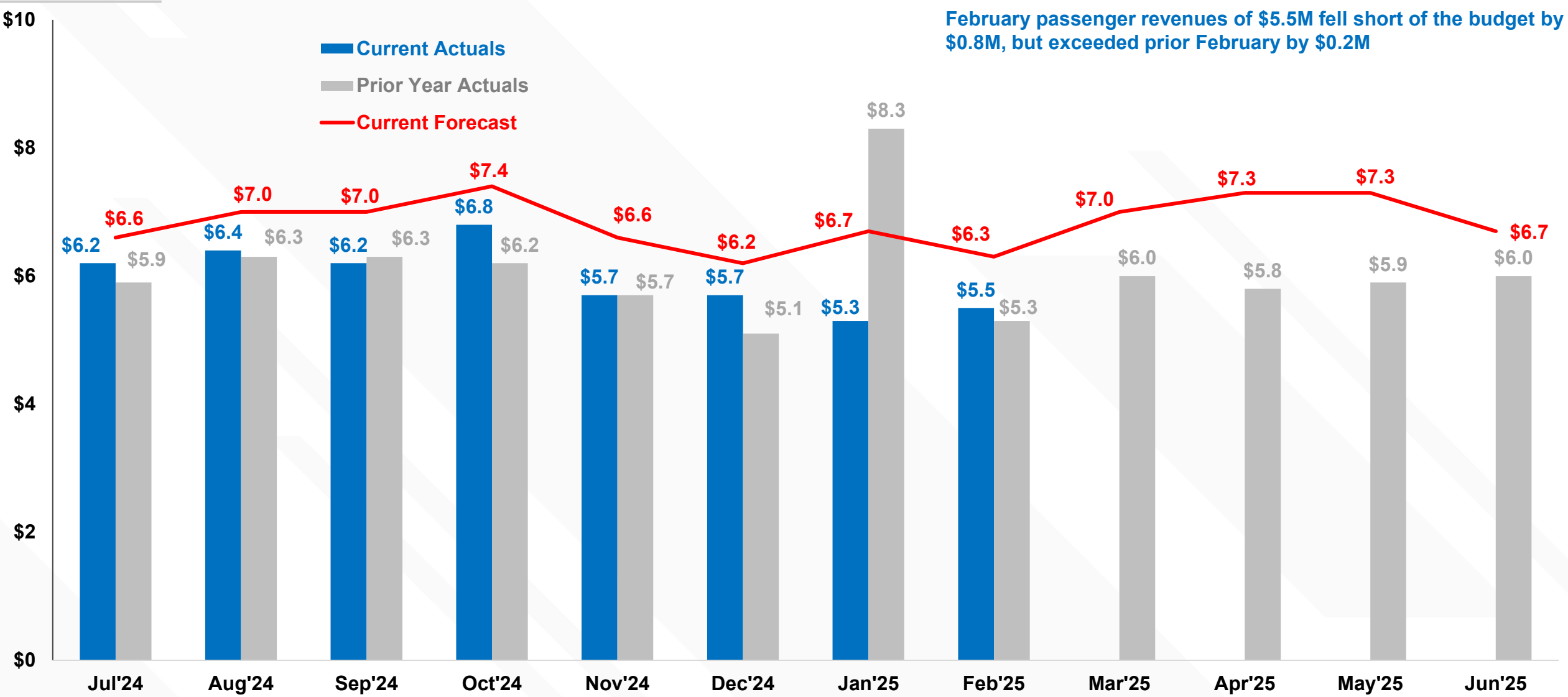
- Overtime is **(\$0.6M)** unfavorable to budget due to a combination of vacancies and absenteeism
- Total Benefits are unfavorable to budget by **(\$2.6M)** due to large health care claims, and workers compensation payments.
- Total Materials and Supplies are unfavorable to budget by **(\$0.8M)** primarily due to higher than forecasted vehicle rebuilds & repairable expenses
- Capital Charges are unfavorable to budget by **(\$3.0M)** due to lower than forecasted direct and indirect expenses for capital projects



Ridership Key Performance Indicators

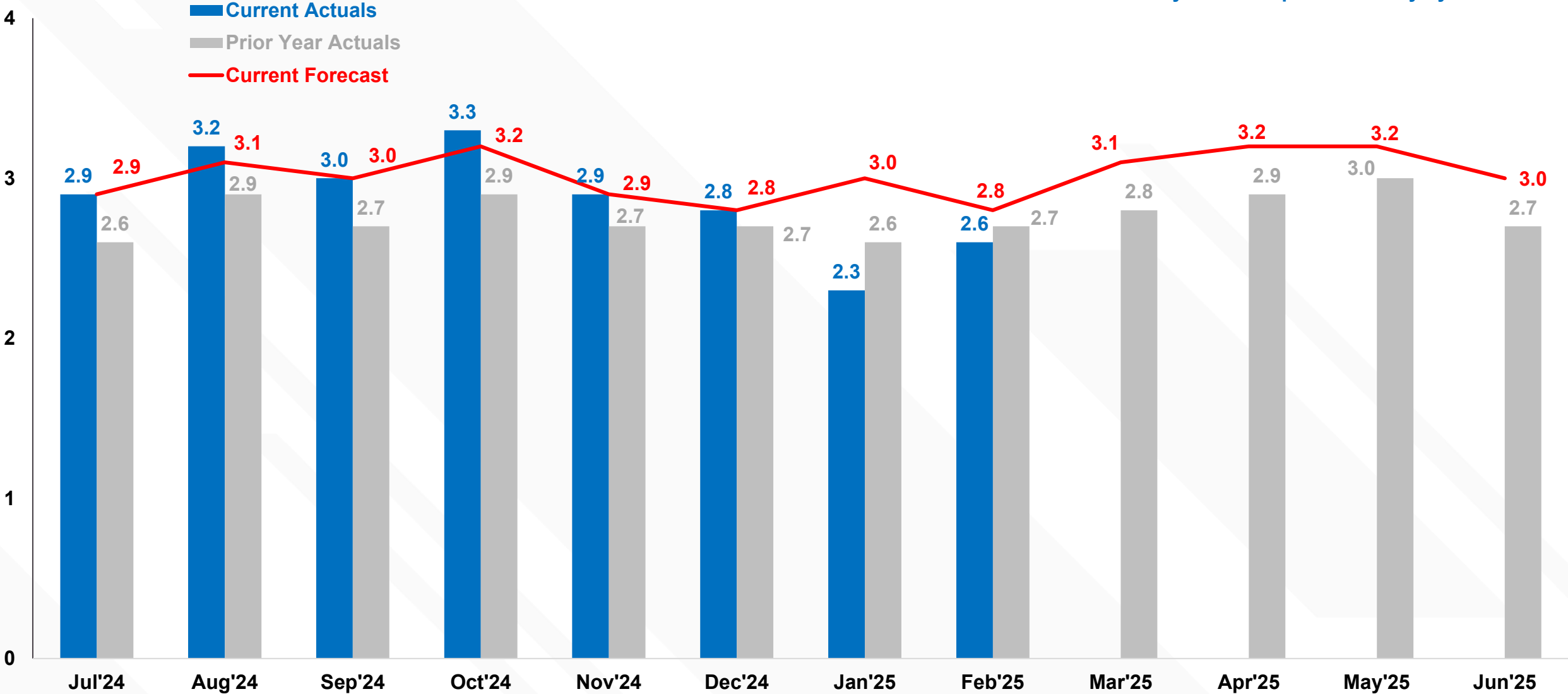
February 28, 2025

Passenger Revenues (millions)



Bus Ridership (unlinked trips, millions)

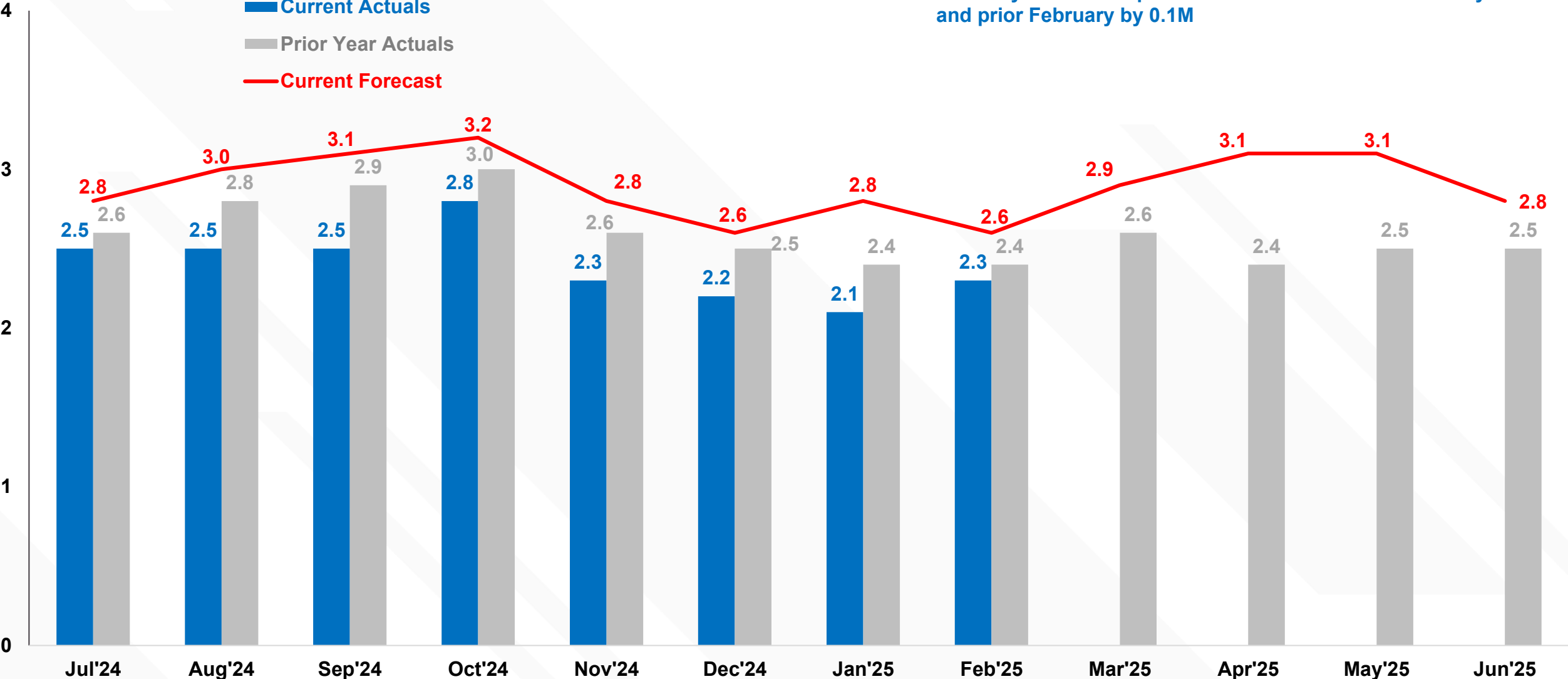
February bus ridership of 2.6M fell short of the forecast by 0.2M and prior February by 0.1M



Rail Ridership (unlinked trips, millions)

February rail ridership of 2.3M fell short of the forecast by 0.3M and prior February by 0.1M

- Current Actuals
- Prior Year Actuals
- Current Forecast





FY25 Capital Highlights

February 28, 2025



Capital Sources and Uses by Category – SGR

Year-To-Date through February 28, 2025 (\$ in Millions)

	YTD ACTUAL	YTD BUDGET	BUDGET VARIANCE	
	[A]	[B]	[C] = [A] - [B]	%
SOURCES OF FUNDS				
Beginning Balance	85.7	10.0	75.7	757.4%
Sales Tax	167.2	161.3	6.0	3.7%
Federal/State Funds ¹	37.0	60.3	(23.4)	(38.7%)
Other Revenue	1.5	1.3	0.2	12.5%
Reserves Utilization ²	54.0	70.0	(16.0)	(22.9%)
Total Sources of Funds	345.4	302.9	42.5	14.0%

	YTD ACTUAL	YTD BUDGET	BUDGET VARIANCE	
	[A]	[B]	[C] = [B] - [A]	%
USES				
Facilities & Stations	54.0	109.3	55.3	50.6%
Maintenance of Way	1.2	12.2	11.1	90.4%
Non-Asset	25.9	49.4	23.6	47.7%
Systems	42.9	72.5	29.6	40.8%
Vehicles	99.3	123.5	24.3	19.6%
Subtotal SGR³:	223.2	367.0	143.8	39.2%
Debt Service	90.8	101.6	10.8	10.6%
Total Uses	314.0	468.6	154.6	33.0%

¹Federal/State revenue lower than forecast due to Bus Procurement and Clayton County O&M Facility schedules.

²Lower than forecasted capital expenditures has minimized Reserve Utilization for capital uses.

³SGR Budgeted Uses are a straight-lined forecast based on total annual forecast.

Top 10 Projects by Expenditures – SGR

Year-To-Date through February 28, 2025 (\$ in Millions)

#	Project Name	Category	YTD ACTUAL	YTD BUDGET	BUDGET VARIANCE	
			[A]	[B]	[C] = [B] - [A]	%
1	CQ400 New Rail Car Procurement	Vehicles	82.93	77.86	(5.07)	(6.5%)
2	Rail Station Rehabilitation	Facilities	34.14	61.36	27.23	44.4%
3	Automated Fare Collection 2.0	Systems	15.76	13.67	(2.09)	(15.3%)
4	CPMO (SGR)	Non-Asset	10.43	16.00	5.57	34.8%
5	Bus Procurement	Vehicles	8.23	19.85	11.62	58.5%
6	GASB ¹	Non-Asset	7.84	3.73	(4.11)	(110.4%)
7	Escalators Rehabilitation	Systems	6.26	9.35	3.09	33.1%
8	Parking Lot Repair	Facilities	5.99	12.00	6.01	50.1%
9	Train Control Systems Upgrade	Systems	3.27	4.67	1.40	29.9%
10	Electric Buses	Vehicles	2.90	7.61	4.71	61.9%
Subtotal - Top Projects			177.73	226.08	48.36	21.4%
Total - All Projects			223.19			

¹Project budget for GASB is less than known encumbrances. Project requires additional FY25 programming.

Capital Sources and Uses by Category – MM COA

Year-To-Date through February 28, 2025 (\$ in Millions)

	YTD ACTUAL	YTD BUDGET	BUDGET VARIANCE	
	[A]	[B]	[C] = [A] - [B]	%
SOURCES OF FUNDS				
Beginning Balance (Including Reserves)	246.2	243.0	3.2	1.3%
Sales Tax	38.8	37.4	1.4	3.7%
Federal/State Funds ¹	2.4	23.1	(20.7)	(89.7%)
Other Revenue	8.6	3.3	5.3	163.3%
Total Sources of Funds	296.0	306.8	(10.9)	(3.5%)

	YTD ACTUAL	YTD BUDGET	BUDGET VARIANCE	
	[A]	[B]	[C] = [B] - [A]	%
USES				
Expansion	35.5	114.0	78.5	68.9%
Total Uses	35.5	114.0	78.5	68.9%

¹Federal/State revenue lower than forecast due MARTA Rapid Summerhill and Five Points Station Transformation schedules.

Top Projects by Expenditures – MM COA

Year-To-Date through February 28, 2025 (\$ in Millions)

#	Project Name	Category	YTD ACTUAL	YTD BUDGET	BUDGET VARIANCE	
			[A]	[B]	[C] = [B] - [A]	%
1	MARTA Rapid A-Line	Expansion	22.26	39.33	17.08	43.4%
2	Five Points Station Transformation	Expansion	9.25	28.15	18.90	67.1%
3	Cleveland Ave/Metropolitan Pwky (ART)	Expansion	0.94	13.33	12.39	92.9%
4	MARTA Rapid Campbellton/Greenbriar	Expansion	0.76	10.00	9.24	92.4%
5	Bankhead Platform Extension	Expansion	0.74	4.52	3.78	83.7%
6	More MARTA Atlanta CPMO	Expansion	0.64	4.00	3.36	84.0%
7	Streetcar East Extension (LRT)	Expansion	0.54	6.67	6.13	91.9%
8	Clifton Corridor (HCT)	Expansion	0.37	5.33	4.96	93.0%
Subtotal - Top Projects			35.50	111.34	70.88	63.7%
Total - All Projects			35.50			

Capital Sources and Uses by Category – MM Clayton

Year-To-Date through February 28, 2025 (\$ in Millions)

	YTD ACTUAL	YTD BUDGET	BUDGET VARIANCE	
	[A]	[B]	[C] = [A] - [B]	%
SOURCES OF FUNDS				
Beginning Balance (Including Reserves)	258.8	246.9	11.9	4.8%
Sales Tax	23.7	22.9	0.8	3.7%
Federal/State Funds ¹	1.6	13.1	(11.4)	(87.5%)
Other Revenue	8.0	6.6	1.4	21.2%
Total Sources of Funds	292.2	289.4	2.7	0.9%

	YTD ACTUAL	YTD BUDGET	BUDGET VARIANCE	
	[A]	[B]	[C] = [B] - [A]	%
USES				
Expansion	3.0	23.5	20.5	87.2%
Total Uses	3.0	23.5	20.5	87.2%

¹Federal/State revenue lower than forecast due to Clayton County O&M Facility schedule.

Top Projects by Expenditures – MM Clayton

Year-To-Date through February 28, 2025 (\$ in Millions)

#	Project Name	Category	YTD ACTUAL	YTD BUDGET	BUDGET VARIANCE	
			[A]	[B]	[C] = [B] - [A]	%
1	MARTA Rapid Southlake	Expansion	2.52	7.67	5.14	67.1%
2	Clayton SR54 (BRT)	Expansion	0.36	3.14	2.78	88.6%
3	Clayton Multipurpose O&M	Expansion	0.05	3.34	3.29	98.4%
4	CPMO Clayton County Comm	Expansion	0.05	0.67	0.62	92.8%
5	Justice Center Transit Hub	Expansion	0.02	4.38	4.36	99.6%
Subtotal - Top Projects			3.00	19.19	16.19	84.4%
Total - All Projects			3.00			



Thank You